











XPU系列 重型輪 XPU外包+铁芯/铸铁芯

	轮面硬度		90°±3° shore A
	温度范围		-30°C to +70°C
	滚动顺畅		优秀
	音量		良好
	保护地板		良好



轮面

XPU轮的设计理念是轮子在高速运作时可负载高荷重。XPU轮的轮面硬度是90°±3°，有着极佳的机械性能，包含高速移动时能保持高荷重，极好的抗耐磨性，且不易永久变形。得胜XPU轮还有着优秀的抑制内生应热产生的能力，适用于叉车、电动堆高机、重型机械、AGV和自动工业上。

轮框

内框：铁芯/铸铁芯

特色

- 抗化学、溶剂及侵蚀
- 耐磨
- 适用环境温度：-30°C ~ +70°C
- 在正常使用情况下，无需维修



品号	轮径 (D)[mm]	轮宽 (T2)[mm]	载重 [kg(lbs)]	轴承内径 Ø(d)[mm]	中宽 (T1)[mm]	轮面	轴承	
12036404136471	100	34	320kgs (705lbs)	15	34	圆弧	精密滚珠 轴承	
12036404136571	100	34	320kgs (705lbs)	17	34			
12036404186171	100	45	400kgs (881lbs)	13	62			
12036405150371	125	40	500kgs (1102lbs)	15	40			
12036405150471	125	40	500kgs (1102lbs)	17	42			
12036405180101	125	40	350kgs (771lbs)	20	44.5			
12036405180171	125	45	500kgs (1102lbs)	13	62			
12036406186271	150	42	600kgs (1323lbs)	17	42			
12036406186371	150	45	600kgs (1323lbs)	13	62			
12036407206171	180	50	800kgs (1764lbs)	20	50			
12036407206271	180	50	800kgs (1764lbs)	25	50			
12036408186171	200	45	800kgs (1764lbs)	13	62			
12036408206371	200	50	900kgs (1984lbs)	20	50			
12036408206471	200	50	900kgs (1984lbs)	25	50			
12036410256471	250	62	1500kgs (3307lbs)	20	61			
12036410256571	250	62	1500kgs (3307lbs)	25	61			
12036410256671	250	62	1500kgs (3307lbs)	30	61			
12036403136171	75	32	180kgs (396lbs)	12	32	平面		精密滚珠 轴承
12036403136271	75	32	180kgs (396lbs)	15	32			
12036404136171	100	34	320kgs (705lbs)	15	34			
12036404136371	100	34	320kgs (705lbs)	17	34			
12036404206171	100	50	450kgs (992lbs)	17	55			
12036454156171	114	38	450kgs (992lbs)	17	38			
12036405150171	125	40	500kgs (1102lbs)	15	40			
12036405150271	125	40	500kgs (1102lbs)	17	42			
12036405200171	125	50	600kgs (1323lbs)	17	55			
12036455256171	138	60	700kgs (1543lbs)	20	68			
12036455256271	138	60	700kgs (1543lbs)	25	68			
12036406186171	150	42	600kgs (1323lbs)	17	42			
12036406206171	150	50	750kgs (1653lbs)	17	55			
12036457186171	183	44	800kgs (1764lbs)	17	50			
12036457186271	183	44	800kgs (1764lbs)	20	50			
12036457186371	183	44	800kgs (1764lbs)	25	50			
12036408206171	200	50	900kgs (1984lbs)	20	50			
12036408206271	200	50	900kgs (1984lbs)	25	50			
12036409206171	231	52	1200kgs (2646lbs)	17	53			
12036410256371	250	62	1500kgs (3307lbs)	20	61			
12036410256171	250	62	1500kgs (3307lbs)	25	61			
12036410256271	250	62	1500kgs (3307lbs)	30	61			
12036412286171	305	70	1800kgs (3968lbs)	25	70			
12036412286271	305	70	1800kgs (3968lbs)	30	70			
12036412286371	305	70	1800kgs (3968lbs)	35	70			
12036412386171	305	95	2400kgs (5291lbs)	25	95			
12036412386271	305	95	2400kgs (5291lbs)	30	95			
12036412386371	305	95	2400kgs (5291lbs)	35	95			

