



1109-HD Series

Heavy Duty/Low Profile Business Machine Caster

- Caster fork is made of high tensile pressed steel with harden raceway to provide long lasting service life and extreme high load capacity while maintain low profile and over all height. It is suitable for application like business machine, server rack and AGV. Caster with floor lock is designed to further increase the load capability and immobility function. Height is also adjustable for model with floor lock. Also the E-coat finish on the fork provides better finish and offers better protection against the rust.

Load
250-500 kg



» Features



Side Lock Brake

» Wheel Options



Nylon



King Kong Wheel



QPU(Dual Wheels)



QPU



Plain Bearing







Ball Bearing

» TOP PLATE SIZE AND BOLT HOLE SPACING

Caster Size	Top Plate Size	Bolt Hole Spacing	Attaching Bolt Size
2"x1"-15/16"	65 x 95 mm (2-3/4"x 3-3/4")	45 x 75 mm (1-3/4"x 3")	8 mm (5/16")
2-1/2"x 1-15/16"	65 x 95 mm (2-3/4"x 3-3/4")	45 x 75 mm (1-3/4"x 3")	8 mm (5/16")
3"x1-15/16"	86 x 110 mm (3-3/8"x 4-5/16")	60 x 83 mm (2-3/8"x 3-1/4")	10 mm (3/8")

Diameter×Width	Load	Material	Item No.			Bearing	Overall Height	Swivel radius
			Fixed	Swivel	Brake			
50 x 45mm (2" x 1-3/4")	350 kgs (770 lbs)	QPU	1109-02-80-1(H)	1109-02-80-2(H)	--	Ball Bearing	75mm (3")	Swivel 50mm
	350 kgs (770 lbs)	QPU (Dual Wheels)	1109-02-101-1(H)	1109-02-101-2(H)	--	Ball Bearing		
	250 kgs (550 lbs)	King Kong Wheel	1109-02-100-1(H)	1109-02-100-2(H)	--	Ball Bearing		
	200 kgs (440 lbs)	Nylon	1109-02-07-1(H)	1109-02-07-2(H)	--	Plain Bearing		



 Diameter×Width	 Load	 Material	 Item No.			 Bearing	 Overall Height	 Swivel radius
			Fixed	Swivel	Brake			
62.5 x 45mm (2-1/2" x 1-3/4")	400 kgs (880 lbs)	QPU	1109-25-80-1(H)	1109-25-80-2(H)	1109-25-80-4(H)	Ball Bearing	90.5mm (3-9/16")	Swivel 59.5mm Swivel W/Side Brake 77mm
	400 kgs (880 lbs)	QPU (Dual Wheels)	1109-25-101-1(H)	1109-25-101-2(H)	1109-25-101-4(H)	Ball Bearing		
	450 kgs (990 lbs)	King Kong Wheel	1109-25-100-1(H)	1109-25-100-2(H)	1109-25-100-4(H)	Ball Bearing Plain Bearing		
	250 kgs (550 lbs)	Nylon	1109-25-07-1(H)	1109-25-07-2(H)	1109-25-07-4(H)	Ball Bearing		
75 x 45mm (3" x 1-3/4")	450 kgs (990 lbs)	QPU	1109-03-80-1(H)	1109-03-80-2(H)	1109-03-80-4(H)	Ball Bearing	105.5mm (4-1/8")	Swivel 70mm Swivel W/Side Brake 85.5mm
	450 kgs (990 lbs)	QPU (Dual Wheels)	1109-03-101-1(H)	1109-03-101-2(H)	1109-03-101-4(H)	Ball Bearing		
	500 kgs (1100 lbs)	King Kong Wheel	1109-03-100-1(H)	1109-03-100-2(H)	1109-03-100-4(H)	Ball Bearing Plain Bearing		
	300 kgs (660 lbs)	Nylon	1109-03-07-1(H)	1109-03-07-2(H)	1109-03-07-4(H)	Plain Bearing		