




1110-TW-R Series

Light Duty Wire & Shelving/Display (Round Raceway) (Taiwan)

- Light-duty, economical choice, for display racks, etc.



» Features



Axle Lock Brake



Bumper

» Wheel Options



PU on PP Core



TPR on PP Core



Rubber



PVC on PP Core




Resolute



PP



PU



Ball Bearing

Plain Ball Bearing

» TOP PLATE SIZE AND BOLT HOLE SPACING

Suffix	Top Plate Size	Bolt Hole Spacing	Attaching Bolt Size
1	70 x 58 mm (2-3/4" x 2-1/4")	55.5 x 39.5 mm (2-3/16" x 1-9/16")	6.35 mm (1/4")
2	96 x 69 mm (3-3/4" x 2-11/16")	75 x 52 mm / 72 x 45 mm (3" x 1-3/4")	6.35 mm (1/4")








» CYLINDRICAL STEM SPECIFICATION

Suffix	Diameter x Length	Suffix	Diameter x Length
1	11X22mm (7/16" diameter X 7/8")	2	11X38mm (7/16" diameter X 1-1/2")

» THREADED STEM SPECIFICATION

Suffix	Threaded Size	Suffix	Threaded Size	Suffix	Threaded Size
1	3/8-16UNCx25	2	3/8-16UNCx40	3	1/2-12UNCx25
4	1/2-12UNCx38	5	1/2-12UNCx40	6	1/2-13UNCx25
7	1/2-13UNCx40				



 Diameter×Width	 Load	 Material	 Item No.			 Bearing	 Overall Height	 Swivel radius
			Fixed	Swivel	Brake			
62 mm×25 mm (2-1/2"×1")	35 kgs (77 lbs)	Resolute	–	1110-R-25-68-2	1110-R-25-68-4	Plain Bearing	87 mm (3-7/16")	Swivel 60mm Swivel W/Side Brake 64.5mm
75mm×21mm (3"×7/8")	50 kgs (110 lbs)	PU on PP Core	–	1110-R-03-31-2	1110-R-03-31-4	Plain Bearing	97 mm (3-13/16")	Swivel 66.5mm Swivel W/Side Brake 66.5mm
	50 kgs (110 lbs)	Rubber	–	1110-R-03-06-2	1110-R-03-06-4			
75mm×24mm (3"×15/16")	60 kgs (130 lbs)	PU	–	1110-R-03-88-2	–	Ball Bearing	97 mm (3-13/16")	Swivel 66.5mm
75mm×25 mm (3"×1")	70 kgs (155 lbs)	PVC on PP Core	–	1110-R-03-27-2	1110-R-03-27-4	Plain Bearing	97 mm (3-13/16")	Swivel 66.5mm Swivel W/Side Brake 66.5mm
	60 kgs (130 lbs)	Rubber	–	1110-R-03-06-2	1110-R-03-06-4			
	70 kgs (155 lbs)	TPR on PP Core	–	1110-R-03-75-2	1110-R-03-75-4			
	70 kgs (155 lbs)	PP	–	1110-R-03-29-2	1110-R-03-29-4			
	70 kgs (155 lbs)	TPR on PP Core	–	1110-R-03-75-2	–	Ball Bearing		Swivel 66.5mm
100mm×24mm (4"×15/16")	70 kgs (155 lbs)	PU	–	1110-R-04-88-2	–	Ball Bearing	120 mm (4-11/16")	Swivel 81mm
100mm×25mm (4"×1")	70 kgs (155 lbs)	PU on PP Core	–	1110-R-04-31-2	1110-R-04-31-4	Plain Bearing	120 mm (4-11/16")	Swivel 81mm Swivel W/Side Brake 81mm
	70 kgs (155 lbs)	TPR on PP Core	–	1110-R-04-75-2	1110-R-04-75-4			
	70 kgs (155 lbs)	Rubber	–	1110-R-04-06-2	1110-R-04-06-4			
	90 kgs (198 lbs)	PP	–	1110-R-04-29-2	1110-R-04-29-4			
	70 kgs (155 lbs)	TPR on PP Core	–	1110-R-04-75-2	–	Ball Bearing		Swivel 81mm
125mm×25mm (5"×1")	90 kgs (198 lbs)	PU on PP Core	–	1110-R-05-31-2	1110-R-05-31-4	Plain Bearing	145 mm (5-3/4")	Swivel 94.5mm Swivel W/Side Brake 94.5mm
	80 kgs (176 lbs)	TPR on PP Core	–	1110-R-05-75-2	1110-R-05-75-4			
	90 kgs (198 lbs)	Rubber	–	1110-R-05-06-2	1110-R-05-06-4			