




1155 Series STAT Series Caster (All Plastic)

- High grade synthetic housing
- Smooth and easy rolling, these casters noticeably reduce the effort to operate equipment
- Highly effective Thread guards prevent failure from strings and other debris.
- Specifically designed for healthcare and institutional applications where silence is essential.
- Corrosion resistant with non-marking wheels
- Ball bearing swivel head
- Directional lock also available
- Stainless steel components are also available
- Magnetic Free Caster also available



» Features



Total Lock Brake



Directional Lock Brake



Long Pedal



Extra Long Pedal



Magnetic Free Caster




E-Conductive

E-conductive wheel, Precision ball bearing, Non-marking

» Wheel Options



Resolute



TPR on PP Core



E-Conductive



QPU on AL Core



Ball Bearing

Plain Bearing



TPR on PP Core (Dount)



Resolute (Dount)



» TOP PLATE SIZE AND BOLT HOLE SPACING

Size	Top Plate Size	Bolt Hole Spacing	Attaching Bolt Size
3"	42X42mm	32X32mm *	M4/M5
3"	60X60mm	42.5X42.5mm *	M6
3"	62X94mm	45X75mm *	M8
3"	69X96mm	49X74.5mm *	M8
4" 5"	69X96mm	45X75mm *	M8
3" 4" 5"	69X96mm	49X74.5mm *	M8

* Fixed Caster and Directional Swivel Caster is available. Please consult the factory.

» CYLINDRICAL STEM SPECIFICATION

Size	Diameter x Length	Hole Height	Bore Size
3"	11X22mm	—	Grip Ring
3"	11X38mm	—	Grip Ring
4" 5"	21.6X56mm	—	Grip Ring
4" 5"	21.5X44.5mm	25.4mm *	#10 X 24UNC+Grip Ring
4" 5"	28X30mm	19mm *	M8
4" 5"	28X40mm	19mm *	M8

* Fixed Caster and Directional Swivel Caster is available. Please consult the factory.









» THREADED STEM SPECIFICATION

Size	Threaded Size	Size	Threaded Size
3"	3/8-16UNCX25mm	3"	M10X15mm
3"	M12X25mm	4" 5"	3/8-16UNCX32mm
4" 5"	M12X25mm	4" 5"	M12X25mm (SS)
4" 5"	1/2-12UNCX25mm	4" 5"	1/2-20UNCX25mm (SS)
4" 5"	M16X30mm		

» SINGLE BOLT HOLE

Size	Centre Hole	Size	Centre Hole
3" 4" 5"	10.5mm	4" 5"	12.5mm



 Diameter*Width	Specification	 Load	 Material	 Item No.				 Bearing	 Overall Height	 Offset	 Swivel radius
				Fixed	Swivel	Total Lock Brack	Directional Lock				
75mmx25mm (3"x1")	Plate	50kgs (110lbs)	TPR on PP Core	1155-03-75-1	1155-03-75-2	1155-03-75-4	1155-03-75-9	Plain Bearing	113mm	27mm	Swivel 64.5mm Swivel W/Brake (Short pedal) 75mm Swivel W/Brake (Long pedal) 88mm
	Threaded Stem	50kgs (110lbs)	TPR on PP Core	—	1155-03-75-2	1155-03-75-4	—	Plain Bearing	107mm		
	Single Bolt Hole	50kgs (110lbs)	TPR on PP Core	—	1155-03-75-2	1155-03-75-4	—	Plain Bearing	104mm		
	Cylindrical Stem	50kgs (110lbs)	TPR on PP Core	—	1155-03-75-2	1155-03-75-4	—	Plain Bearing	104mm		
75mmx27mm (3"x1")	Plate	75kgs (165lbs)	Resolute	1155-03-68-1	1155-03-68-2	1155-03-68-4	—	Ball Bearing	113mm	27mm	Swivel 64.5mm Swivel W/Brake (Short pedal) 75mm Swivel W/Brake (Long pedal) 88mm
		65kgs (143lbs)	E-conductive	1155-03-17-1	1155-03-17-2	1155-03-17-4	—	Ball Bearing			
		75kgs (165lbs)	TPR on PP Core	1155-03-75-1	1155-03-75-2	1155-03-75-4	—	Ball Bearing			
	Threaded Stem	75kgs (165lbs)	Resolute	—	1155-03-68-2	1155-03-68-4	—	Ball Bearing	107mm		
		65kgs (143lbs)	E-conductive	—	1155-03-17-2	1155-03-17-4	—	Ball Bearing			
		75kgs (165lbs)	TPR on PP Core	—	1155-03-75-2	1155-03-75-4	—	Ball Bearing			
	Single Bolt Hole	75kgs (165lbs)	Resolute	—	1155-03-68-2	1155-03-68-4	—	Ball Bearing	104mm		
		65kgs (143lbs)	E-conductive	—	1155-03-17-2	1155-03-17-4	—	Ball Bearing			
		75kgs (165lbs)	TPR on PP Core	—	1155-03-75-2	1155-03-75-4	—	Ball Bearing			
	Cylindrical Stem	75kgs (165lbs)	Resolute	1155-03-68-1	1155-03-68-2	1155-03-68-4	—	Ball Bearing	104mm		
		65kgs (143lbs)	E-conductive	1155-03-17-1	1155-03-17-2	1155-03-17-4	—	Ball Bearing			
		75kgs (165lbs)	TPR on PP Core	1155-03-75-1	1155-03-75-2	1155-03-75-4	—	Ball Bearing			
100mmx24mm (4"x15/16")	Plate	60kgs (132lbs)	Resolute	1155-04-75-1	1155-04-75-2	1155-04-75-4	1155-04-75-9	Ball Bearing	141mm	36mm	Swivel 86mm Swivel W/Brake (Short pedal) 102mm Swivel W/Brake (Long pedal) 113mm Swivel W/Brake (Extra long pedal) 126mm
		60kgs (132lbs)	TPR on PP Core	1155-04-68-1	1155-04-68-2	1155-04-68-4	1155-04-68-9	Ball Bearing			
		50kgs (110lbs)	Resolute	1155-04-75-1	1155-04-75-2	1155-04-75-4	1155-04-75-9	Plain Bearing			
		50kgs (110lbs)	TPR on PP Core	1155-04-68-1	1155-04-68-2	1155-04-68-4	1155-04-68-9	Plain Bearing (No dust cover)			
90kgs (198lbs)		Resolute	1155-04-68-1	1155-04-68-2	1155-04-68-4	1155-04-68-9	Ball Bearing				
80kgs (176lbs)		Resolute	1155-04-68-1	1155-04-68-2	1155-04-68-4	1155-04-68-9	Ball Bearing				
90kgs (198lbs)		E-conductive	1155-04-17-1	1155-04-17-2	1155-04-17-4	1155-04-17-9	Ball Bearing				
90kgs (198lbs)		TPR on PP Core	1155-04-75-1	1155-04-75-2	1155-04-75-4	1155-04-75-9	Ball Bearing Plain Bearing				
80kgs (176lbs)		TPR on PP Core	1155-04-75-1	1155-04-75-2	1155-04-75-4	1155-04-75-9	Ball Bearing Plain Bearing				
80kgs (176lbs)		TPR on PP Core	1155-04-75-1	1155-04-75-2	1155-04-75-4	1155-04-75-9	Plain Bearing (No dust cover)				
90kgs (198lbs)		QPU on AL Core	1155-04-87-1	1155-04-87-2	1155-04-87-4	1155-04-87-9	Ball Bearing				
80kgs (176lbs)		TPR on PP Core(Dount)	1155-04-110-1	1155-04-110-2	1155-04-110-4	1155-04-110-9	Ball Bearing				
90kgs (198lbs)	Resolute(Dount)	1155-04-111-1	1155-04-111-2	1155-04-111-4	1155-04-111-9	Ball Bearing					



Diameter×Width	Specification	Load	Material	Item No.				Bearing	Overall Height	Offset	Swivel radius				
				Fixed	Swivel	Total Lock Brack	Directional Lock								
100mmx24mm (4"x15/16")	Threaded Stem	60kgs (132lbs)	Resolute	—	1155-04-75-2	1155-04-75-4	—	Ball Bearing	139mm	36mm	Swivel 86mm Swivel W/Brake (Short pedal) 102mm Swivel W/Brake (Long pedal) 113mm Swivel W/Brake (Extra long pedal) 126mm				
		60kgs (132lbs)	TPR on PP Core	—	1155-04-68-2	1155-04-68-4	—	Ball Bearing							
		50kgs (110lbs)	Resolute	—	1155-04-75-2	1155-04-75-4	—	Plain Bearing							
		50kgs (110lbs)	TPR on PP Core	—	1155-04-68-2	1155-04-68-4	—	Plain Bearing (No dust cover)							
90kgs (198lbs)		Resolute	—	1155-04-68-2	1155-04-68-4	—	Ball Bearing								
80kgs (176lbs)		Resolute	—	1155-04-68-2	1155-04-68-4	—	Ball Bearing								
90kgs (198lbs)		E-conductive	—	1155-04-17-2	1155-04-17-4	—	Ball Bearing								
90kgs (198lbs)		TPR on PP Core	—	1155-04-75-2	1155-04-75-4	—	Ball Bearing Plain Bearing								
80kgs (176lbs)		TPR on PP Core	—	1155-04-75-2	1155-04-75-4	—	Ball Bearing Plain Bearing								
80kgs (176lbs)		TPR on PP Core	—	1155-04-75-2	1155-04-75-4	—	Plain Bearing (No dust cover)								
90kgs (198lbs)		QPU on AL Core	—	1155-04-87-2	1155-04-87-4	—	Ball Bearing								
80kgs (176lbs)		TPR on PP Core(Dount)	—	1155-04-110-2	1155-04-110-4	—	Ball Bearing								
90kgs (198lbs)		Resolute(Dount)	—	1155-04-111-2	1155-04-111-4	—	Ball Bearing								
100mmx24mm (4"x15/16")		Single Bolt Hole	60kgs (132lbs)	Resolute	—	1155-04-75-2	1155-04-75-4	1155-04-75-9				Ball Bearing	138mm	36mm	Swivel 86mm Swivel W/Brake (Short pedal) 102mm Swivel W/Brake (Long pedal) 113mm Swivel W/Brake (Extra long pedal) 126mm
			60kgs (132lbs)	TPR on PP Core	—	1155-04-68-2	1155-04-68-4	1155-04-68-9				Ball Bearing			
			50kgs (110lbs)	Resolute	—	1155-04-75-2	1155-04-75-4	1155-04-75-9				Plain Bearing			
	50kgs (110lbs)		TPR on PP Core	—	1155-04-68-2	1155-04-68-4	1155-04-68-9	Plain Bearing (No dust cover)							
	90kgs (198lbs)		Resolute	—	1155-04-68-2	1155-04-68-4	1155-04-68-9	Ball Bearing							
	80kgs (176lbs)		Resolute	—	1155-04-68-2	1155-04-68-4	1155-04-68-9	Ball Bearing							
	90kgs (198lbs)		E-conductive	—	1155-04-17-2	1155-04-17-4	1155-04-17-9	Ball Bearing							
	90kgs (198lbs)		TPR on PP Core	—	1155-04-75-2	1155-04-75-4	1155-04-75-9	Ball Bearing Plain Bearing							
	80kgs (176lbs)		TPR on PP Core	—	1155-04-75-2	1155-04-75-4	1155-04-75-9	Ball Bearing Plain Bearing							
	80kgs (176lbs)		TPR on PP Core	—	1155-04-75-2	1155-04-75-4	1155-04-75-9	Plain Bearing (No dust cover)							
	90kgs (198lbs)		QPU on AL Core	—	1155-04-87-2	1155-04-87-4	1155-04-87-9	Ball Bearing							
	80kgs (176lbs)		TPR on PP Core(Dount)	—	1155-04-110-2	1155-04-110-4	1155-04-110-9	Ball Bearing							
90kgs (198lbs)	Resolute(Dount)	—	1155-04-111-2	1155-04-111-4	1155-04-111-9	Ball Bearing									











Diameter×Width	Specification	Load	Material	Item No.				Bearing	Overall Height	Offset	Swivel radius
				Fixed	Swivel	Total Lock Brack	Directional Lock				
100mmx24mm (4"x15/16")	Cylindrical Stem	60kgs (132lbs)	Resolute	1155-04-75-1	1155-04-75-2	1155-04-75-4	1155-04-75-9	Ball Bearing	138mm	36mm	Swivel 86mm Swivel W/Brake (Short pedal) 102mm Swivel W/Brake (Long pedal) 113mm Swivel W/Brake (Extra long pedal) 126mm
		60kgs (132lbs)	TPR on PP Core	1155-04-68-1	1155-04-68-2	1155-04-68-4	1155-04-68-9	Ball Bearing			
		50kgs (110lbs)	Resolute	1155-04-75-1	1155-04-75-2	1155-04-75-4	1155-04-75-9	Plain Bearing			
		50kgs (110lbs)	TPR on PP Core	1155-04-68-1	1155-04-68-2	1155-04-68-4	1155-04-68-9	Plain Bearing (No dust cover)			
100mmx31mm (4"x1-1/4")		90kgs (198lbs)	Resolute	1155-04-68-1	1155-04-68-2	1155-04-68-4	1155-04-68-9	Ball Bearing			
		80kgs (176lbs)	Resolute	1155-04-68-1	1155-04-68-2	1155-04-68-4	1155-04-68-9	Ball Bearing			
		90kgs (198lbs)	E-conductive	1155-04-17-1	1155-04-17-2	1155-04-17-4	1155-04-17-9	Ball Bearing			
		90kgs (198lbs)	TPR on PP Core	1155-04-75-1	1155-04-75-2	1155-04-75-4	1155-04-75-9	Ball Bearing Plain Bearing			
		80kgs (176lbs)	TPR on PP Core	1155-04-75-1	1155-04-75-2	1155-04-75-4	1155-04-75-9	Ball Bearing Plain Bearing			
		80kgs (176lbs)	TPR on PP Core	1155-04-75-1	1155-04-75-2	1155-04-75-4	1155-04-75-9	Plain Bearing (No dust cover)			
		90kgs (198lbs)	QPU on AL Core	1155-04-87-1	1155-04-87-2	1155-04-87-4	1155-04-87-9	Ball Bearing			
		80kgs (176lbs)	TPR on PP Core(Dount)	1155-04-110-1	1155-04-110-2	1155-04-110-4	1155-04-110-9	Ball Bearing			
90kgs (198lbs)	Resolute(Dount)	1155-04-111-1	1155-04-111-2	1155-04-111-4	1155-04-111-9	Ball Bearing					
125mmx24.5mm (5"x31/32")	Plate	80kgs (176lbs)	Resolute	1155-05-75-1	1155-05-75-2	1155-05-75-4	1155-05-75-9	Ball Bearing	166mm	38mm	Swivel 100.5mm Swivel W/Brake (Short pedal) 102mm Swivel W/Brake (Long pedal) 113mm Swivel W/Brake (Extra long pedal) 126mm
		80kgs (176lbs)	TPR on PP Core	1155-05-68-1	1155-05-68-2	1155-05-68-4	1155-05-68-9	Ball Bearing			
		70kgs (154lbs)	Resolute	1155-05-75-1	1155-05-75-2	1155-05-75-4	1155-05-75-9	Plain Bearing			
		70kgs (154lbs)	TPR on PP Core	1155-05-68-1	1155-05-68-2	1155-05-68-4	1155-05-68-9	Plain Bearing (No dust cover)			
125mmx31mm (5"x1-1/4")		100kgs (220lbs)	Resolute	1155-05-68-1	1155-05-68-2	1155-05-68-4	1155-05-68-9	Ball Bearing			
		90kgs (198lbs)	Resolute	1155-05-68-1	1155-05-68-2	1155-05-68-4	1155-05-68-9	Ball Bearing			
		100kgs (220lbs)	E-conductive	1155-05-17-1	1155-05-17-2	1155-05-17-4	1155-05-17-9	Ball Bearing			
		100kgs (220lbs)	TPR on PP Core	1155-05-75-1	1155-05-75-2	1155-05-75-4	1155-05-75-9	Ball Bearing Plain Bearing			
		90kgs (198lbs)	TPR on PP Core	1155-05-75-1	1155-05-75-2	1155-05-75-4	1155-05-75-9	Ball Bearing			
		90kgs (198lbs)	TPR on PP Core	1155-05-75-1	1155-05-75-2	1155-05-75-4	1155-05-75-9	Plain Bearing (No dust cover)			
		100kgs (220lbs)	QPU on AL Core	1155-05-87-1	1155-05-87-2	1155-05-87-4	1155-05-87-9	Ball Bearing			
		90kgs (198lbs)	TPR on PP Core(Dount)	1155-05-110-1	1155-05-110-2	1155-05-110-4	1155-05-110-9	Ball Bearing			
100kgs (220lbs)	Resolute(Dount)	1155-05-111-1	1155-05-111-2	1155-05-111-4	1155-05-111-9	Ball Bearing					



Diameter×Width	Specification	Load	Material	Item No.				Bearing	Overall Height	Offset	Swivel radius
				Fixed	Swivel	Total Lock Brack	Directional Lock				
125mmx24.5mm (5"x31/32")	Threaded Stem	80kgs (176lbs)	Resolute	—	1155-05-75-2	1155-05-75-4	—	Ball Bearing	164mm	38mm	Swivel 100.5mm Swivel W/Brake (Short pedal) 102mm Swivel W/Brake (Long pedal) 113mm Swivel W/Brake (Extra long pedal) 126mm
		80kgs (176lbs)	TPR on PP Core	—	1155-05-68-2	1155-05-68-4	—	Ball Bearing			
		70kgs (154lbs)	Resolute	—	1155-05-75-2	1155-05-75-4	—	Plain Bearing			
		70kgs (154lbs)	TPR on PP Core	—	1155-05-68-2	1155-05-68-4	—	Plain Bearing (No dust cover)			
125mmx31mm (5"x1-1/4")		100kgs (220lbs)	Resolute	—	1155-05-68-2	1155-05-68-4	—	Ball Bearing			
		90kgs (198lbs)	Resolute	—	1155-05-68-2	1155-05-68-4	—	Ball Bearing			
		100kgs (220lbs)	E-conductive	—	1155-05-17-2	1155-05-17-4	—	Ball Bearing			
		100kgs (220lbs)	TPR on PP Core	—	1155-05-75-2	1155-05-75-4	—	Ball Bearing Plain Bearing			
		90kgs (198lbs)	TPR on PP Core	—	1155-05-75-2	1155-05-75-4	—	Ball Bearing			
		90kgs (198lbs)	TPR on PP Core	—	1155-05-75-2	1155-05-75-4	—	Plain Bearing (No dust cover)			
		100kgs (220lbs)	QPU on AL Core	—	1155-05-87-2	1155-05-87-4	—	Ball Bearing			
		90kgs (198lbs)	TPR on PP Core(Dount)	—	1155-05-110-2	1155-05-110-4	—	Ball Bearing			
125mmx24.5mm (5"x31/32")	Single Bolt Hole	80kgs (176lbs)	Resolute	—	1155-05-75-2	1155-05-75-4	1155-04-75-9	Ball Bearing	163mm	38mm	Swivel 100.5mm Swivel W/Brake (Short pedal) 102mm Swivel W/Brake (Long pedal) 113mm Swivel W/Brake (Extra long pedal) 126mm
		80kgs (176lbs)	TPR on PP Core	—	1155-05-68-2	1155-05-68-4	1155-04-68-9	Ball Bearing			
		70kgs (154lbs)	Resolute	—	1155-05-75-2	1155-05-75-4	1155-04-75-9	Plain Bearing			
		70kgs (154lbs)	TPR on PP Core	—	1155-05-68-2	1155-05-68-4	1155-04-68-9	Plain Bearing (No dust cover)			
125mmx31mm (5"x1-1/4")		100kgs (220lbs)	Resolute	—	1155-05-68-2	1155-05-68-4	1155-04-68-9	Ball Bearing			
		90kgs (198lbs)	Resolute	—	1155-05-68-2	1155-05-68-4	1155-04-68-9	Ball Bearing			
		100kgs (220lbs)	E-conductive	—	1155-05-17-2	1155-05-17-4	1155-04-17-9	Ball Bearing			
		100kgs (220lbs)	TPR on PP Core	—	1155-05-75-2	1155-05-75-4	1155-04-75-9	Ball Bearing Plain Bearing			
		90kgs (198lbs)	TPR on PP Core	—	1155-05-75-2	1155-05-75-4	1155-04-75-9	Ball Bearing Plain Bearing			
		90kgs (198lbs)	TPR on PP Core	—	1155-05-75-2	1155-05-75-4	1155-04-75-9	Plain Bearing (No dust cover)			
		100kgs (220lbs)	QPU on AL Core	—	1155-05-87-2	1155-05-87-4	1155-04-87-9	Ball Bearing			
		90kgs (198lbs)	TPR on PP Core(Dount)	—	1155-05-110-2	1155-05-110-4	1155-04-110-9	Ball Bearing			
100kgs (220lbs)	Resolute(Dount)	—	1155-05-111-2	1155-05-111-4	1155-04-111-9	Ball Bearing					



 Diameter×Width	Specification	 Load	 Material	 Item No.				 Bearing	 Overall Height	 Offset	 Swivel radius
				Fixed	Swivel	Total Lock Brack	Directional Lock				
125mm×24.5mm (5"x31/32")	Cylindrical Stem	80kgs (176lbs)	Resolute	1155-05-75-1	1155-05-75-2	1155-05-75-4	1155-05-75-9	Ball Bearing	163mm	38mm	Swivel 100,5mm Swivel W/Brake (Short pedal) 102mm Swivel W/Brake (Long pedal) 113mm Swivel W/Brake (Extra long pedal) 126mm
		80kgs (176lbs)	TPR on PP Core	1155-05-68-1	1155-05-68-2	1155-05-68-4	1155-05-68-9	Ball Bearing			
		70kgs (154lbs)	Resolute	1155-05-75-1	1155-05-75-2	1155-05-75-4	1155-05-75-9	Plain Bearing			
		70kgs (154lbs)	TPR on PP Core	1155-05-68-1	1155-05-68-2	1155-05-68-4	1155-05-68-9	Plain Bearing (No dust cover)			
125mm×31mm (5"x1-1/4")		100kgs (220lbs)	Resolute	1155-05-68-1	1155-05-68-2	1155-05-68-4	1155-05-68-9	Ball Bearing			
		90kgs (198lbs)	Resolute	1155-05-68-1	1155-05-68-2	1155-05-68-4	1155-05-68-9	Ball Bearing			
		100kgs (220lbs)	E-conductive	1155-05-17-1	1155-05-17-2	1155-05-17-4	1155-05-17-9	Ball Bearing			
		100kgs (220lbs)	TPR on PP Core	1155-05-75-1	1155-05-75-2	1155-05-75-4	1155-05-75-9	Ball Bearing Plain Bearing			
		90kgs (198lbs)	TPR on PP Core	1155-05-75-1	1155-05-75-2	1155-05-75-4	1155-05-75-9	Ball Bearing Plain Bearing			
		90kgs (198lbs)	TPR on PP Core	1155-05-75-1	1155-05-75-2	1155-05-75-4	1155-05-75-9	Plain Bearing (No dust cover)			
		100kgs (220lbs)	QPU on AL Core	1155-05-87-1	1155-05-87-2	1155-05-87-4	1155-05-87-9	Ball Bearing			
		90kgs (198lbs)	TPR on PP Core(Dount)	1155-05-110-1	1155-05-110-2	1155-05-110-4	1155-05-110-9	Ball Bearing			
100kgs (220lbs)	Resolute(Dount)	1155-05-111-1	1155-05-111-2	1155-05-111-4	1155-05-111-9	Ball Bearing					